


Look to the sky



Halfmoon

43 White Horse Road London E1 0ND

www.halfmoon.org.uk

Tel: 0207 2658138

Look to the sky



Technical specifications

Get in time: 4 hours before the half if the Lighting is pre rigged. Please let us know if you can't pre rig.

The play is 60 minutes long followed by a chat back of 20 minutes

Get out time: 1 hour and 30 minutes

Lighting: please see attached plan.

We are touring a **smoke machine**, 3 fluorescent tubes, festoon lights, and a 1kw flood. They are within the set.

We are bringing all colours too.

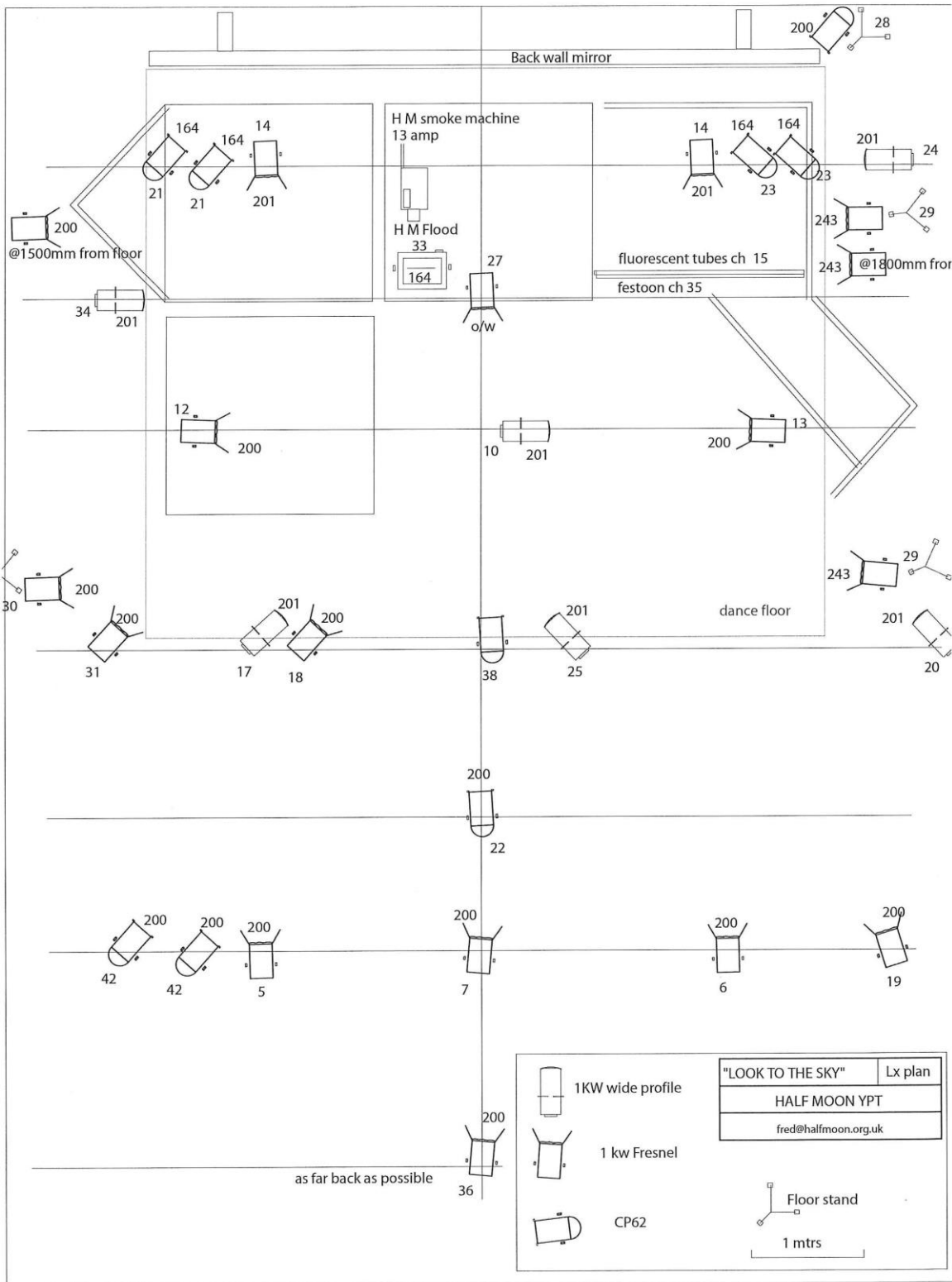
Sound: Playback is run for our laptop- please connect to your FOH sound system.

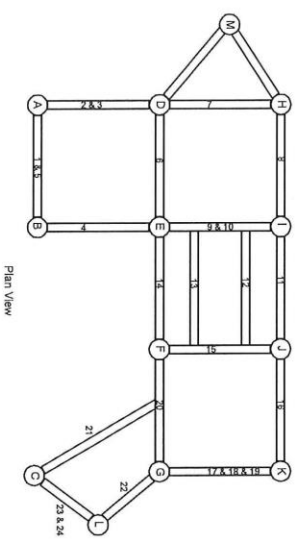
Performing area: 6.50 m WIDE x 5m DEEP with 3m in height

Dressing room: We would like two lockable dressing rooms with mirror and costume rail, ironing board and iron. There are one female and three male performers.

Please advise on a parking space for a long wheel base Van.

For additional information, please contact Jenny Hunter, Stage Manager on 07745 134388 or Fred Beaufort on 0207 265 8138 fred@halfmoon.org.uk





Plan View

The Top Long Horizontal Bar Runs From Point D To Point G That When Joined Together Is 5m Long Is Made Up Of Three Pieces Labeled TH-SR (Top Horizontal Stage Right) TH-CS (Top Horizontal Core Stage) TH-SL (Top Horizontal Stage Left)

Notes	
Additional Items Supplied by Set Blue Scenery	
4 x Scaffold Board Hiding Clamps	
4 x Scaffold Tie Clamps	
1 x 21 Meter Tube	
3 x 1.8 Meter Tubes	
French Braces (19C)	
Venue:	Production:
Hallinon Theatre	Look To The Sky
Drawing Title:	
Construction Layout Plan	
Drawing Number: 001	
Designer:	Director:
Naomi Dawson	Angela Michaels
Scale:	Date:
Do Not Scale	01/09/2011
Drawn by:	Scenery